



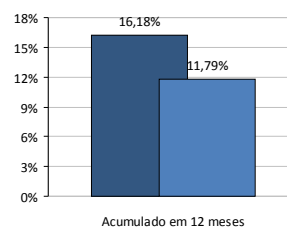
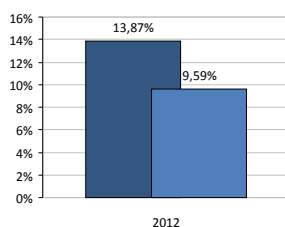
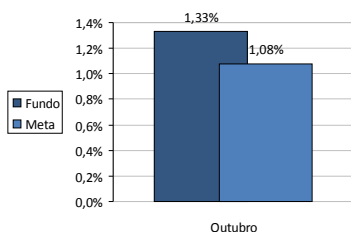
DEMONSTRATIVO DE RESULTADOS DO FUNDO PREVIDENCIÁRIO Outubro 2012

Rentabilidade

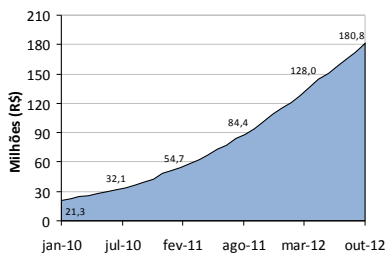
Outubro	
Fundo	Meta
1,33%	1,08%

2012	
Fundo	Meta
13,87%	9,59%

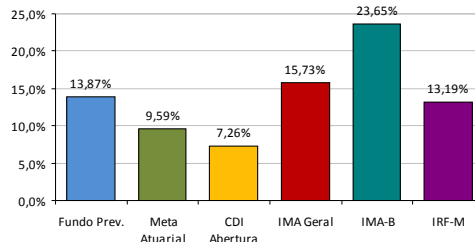
12 meses	
Fundo	Meta
16,18%	11,79%



Patrimônio



Indicadores 2012



Contribuições

Período	Contribuição		Renda Imobiliária	Renda Mobiliária		Total
	Servidor	Patronal		Carteira	Dividendos	
jan/12	2.131.636,19	2.131.636,19	31.395,57	1.577.200,84		5.871.868,79
fev/12	2.434.817,92	2.434.543,36	56.236,49	1.723.101,50	1.557,69	6.650.256,96
mar/12	2.494.551,49	2.494.551,49	57.396,63	1.714.049,61		6.760.549,22
abr/12	2.551.315,67	2.551.315,67	119.356,77	3.293.165,37	174.217,35	8.689.370,83
mai/12	2.758.383,82	2.758.383,82	90.296,14	2.165.128,12	86.997,77	7.859.189,67
jun/12	2.740.922,36	2.740.922,36	92.597,70	826.325,18	121,26	6.400.888,86
jul/12	2.819.870,72	2.820.802,12	90.351,34	1.752.442,93	1.062,02	7.484.529,13
ago/12	2.899.570,78	2.898.639,38	78.957,61	1.383.010,15	43.318,94	7.303.496,86
set/12	2.950.353,75	2.950.155,45	69.024,79	1.155.175,69	1.017,80	7.125.727,48
out/12	3.331.400,84	3.323.111,47	58.791,20	2.304.984,07		9.018.287,58
Total 2012	27.112.823,54	27.104.061,31	744.404,24	17.894.583,46	308.292,83	73.164.165,38

