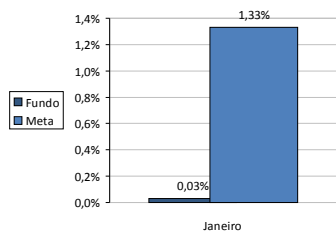




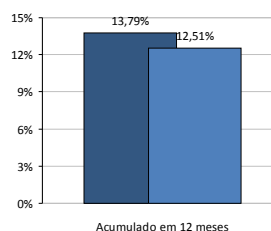
DEMONSTRATIVO DE RESULTADOS DO FUNDO PREVIDENCIÁRIO Janeiro 2013

Rentabilidade

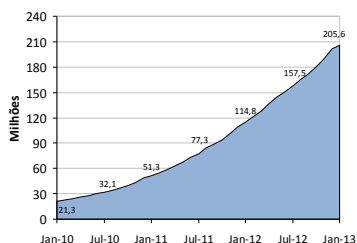
Janeiro	
Fundo	Meta
0,03%	1,33%



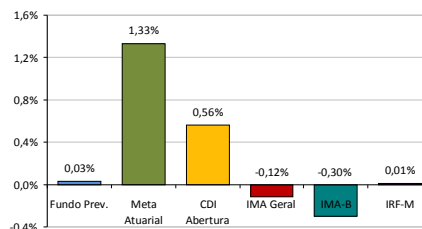
12 meses	
Fundo	Meta
13,79%	12,51%



Patrimônio



Indicadores 2012



Período	Contribuição		Renda Imobiliária	Renda Mobiliária		Total
	Servidor	Patronal		Carteira	Dividendos	
Jan-jun/12	15.111.627,45	15.111.352,89	447.279,30	11.298.970,62	262.894,07	42.232.124,33
jul/12	2.819.870,72	2.820.802,12	90.351,34	1.752.442,93	1.062,02	7.484.529,13
ago/12	2.899.570,78	2.898.639,38	78.957,61	1.383.010,15	43.318,94	7.303.496,86
set/12	2.950.353,75	2.950.155,45	69.024,79	1.155.175,69	1.017,80	7.125.727,48
out/12	3.331.400,84	3.323.111,47	58.791,20	2.304.984,07		9.018.287,58
nov/12	3.828.612,64	3.836.157,63	89.557,81	957.142,98	380,78	8.711.851,84
dez/12	5.275.809,96	5.274.070,57	156.223,43	1.566.402,05	1.058,24	12.273.564,25
Total 2012	36.217.246,14	36.214.289,51	990.185,48	20.418.128,49	309.731,85	94.149.581,47
Jan/13	3.146.063,16	2.835.824,36	2.115,62	42.867,84		6.026.870,98

